



Potency Results

Sample Name: *Zelato*

Client: MHF

Client Batch ID: Glass tip Hashcore Blunt

Pinnacle-Analytics.com

3549 Lear Way, Suite 101

Medford OR 97504

P:(541)300-8217

Sample ID: rC-H-637-F2571

Matrix: Flower

Prep Analyst: Megan A.

Analysis Method: 0711014 H4 9-12-2025 #1.lcm

Sampling Method: N/A

Reference Method: JCB 2009: HPLC/DAD

Analysis Batch: 12-31-2025 H4 637 Flower

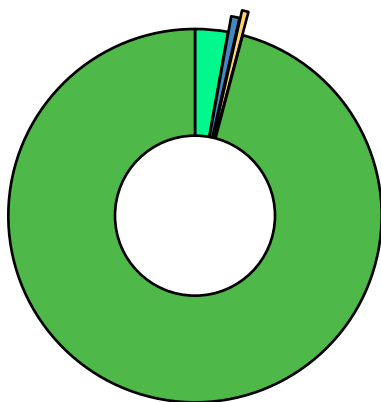
Date Sampled: 12/29/2025

Date Reported: 12/31/2025

Client License: N/A

For R&D Purposes Only

Total THC	39.7%
Total CBD (CBDA*0.877+CBD)	0.339%
Moisture Content	7.38%



Cannabinoid	% Weight	mg/g
CBDV	<LOQ	<LOQ
CBDA	<LOQ	<LOQ
CBGA	<LOQ	<LOQ
CBG	1.33	13.3
CBD	0.339	3.39
THCV	<LOQ	<LOQ
CBN	<LOQ	<LOQ
d9-THC	0.262	2.62
d8-THC	<LOQ	<LOQ
CBC	<LOQ	<LOQ
THCA	45.0	450.0
Total Cannabinoids	46.93	469.0


*ORELAP Accredited Analyte

Limit Of Quantitation: 0.1%, analyte not measured

 CBG	 THCA
 CBD	
 d9-THC	



These test results may not be altered or reproduced except in full without the permission of Pinnacle Analytics. These results were generated following the Oregon Administrative Rules and in accordance with the NELAP Institute under ORELAP License #4152
Report generated by Flex_d9_Potency_Rev2_6_29_25



Kris Ford, PhD
Lab Director



Quality Control Results

Analyst: Megan A.

Analysis Batch: 6-26-2025 H3 101, 355, 595 Flower

Pinnacle-Analytics.com
3549 Lear Way, Suite 101
Medford OR 97504
P:(541)300-8217

	Duplicate RPD		LCS % Recovery		Method Blank	
	H-0-F2571-b	Limit	C-FL-123125	Limits	C-FB-123125	Limit
CBDA	<LOQ%	30%	103.0%	90-110%	<LOQ/2	LOQ/2
CBD	0.0886%	30%	109.0%	90-110%	<LOQ/2	LOQ/2
d9-THC	3.22%	30%	99.8%	90-110%	<LOQ/2	LOQ/2
d8-THC	<LOQ%	30%	106.0%	90-110%	<LOQ/2	LOQ/2
THCA	0.577%	10%	98.7%	90-110%	<LOQ/2	LOQ/2


RPD: Relative Percent Difference between unknown sample and its duplicate

LCS: Laboratory Control Sample with known concentration

Case Comments: There were no divergences from ordinary Quality Control procedures or SOPs.



These test results may not be altered or reproduced except in full without the permission of Pinnacle Analytics. These results were generated following the Oregon Administrative Rules and in accordance with the NELAP Institute under ORELAP License #4152
Report generated by Flex_d9_Potency_Rev2_6_29_25


Kris Ford, PhD
Lab Director